

KEY FIGURES ON PLANNING REFERRAL PANEL

Table 1: Summary of key data relating to the Planning Referral Panel 1 April 2019 to 30 November 2023

		1 April 2019 to 31 March 2020	1 April 2020 to 31 March 2021	1 April 2021 to 31 March 2022	1 April 2022 to 1 March 2023 (Current Referral Panel Protocol came into effect July 2022)	Since elections in May 2023 to 30 November 2023 (only approximately 6.5 months)
Total Number of items at Referral Panel		259	288	244	200	113
Town/Parish Council Comments	Number / Proportion of applications triggering Referral Panel due to an 'Objection' or 'support' from the relevant Town/ Parish Council during the consultation period	<u>Objection</u> Number = 199 Proportion = 67%	<u>Objection</u> Number=169 Proportion = 74.1%	<u>Objection</u> Number –186 Proportion=76.23%	<u>Objection</u> Number=166 Proportion =79.4%	<u>Objection</u> Number=88 Proportion=77.2%
		<u>Support</u> Number=89 Proportion=29.97%	<u>Support</u> Number=50 Proportion=21.9%	<u>Support</u> Number=52 Proportion =21.31%	<u>Support</u> Number=30 Proportion=15%	<u>Support</u> Number=21 Proportion=18.4%
	Number / Proportion of applications at Referral Panel with 'no objections' from the relevant Town/Parish Council during the consultation period	<u>No Objections/Neutral Comments</u> Number=5 Proportion=1.68%	<u>No Objections/Neutral Comments</u> Number=3 Proportion=1.3%	<u>No Objections/Neutral Comments</u> Number=4 Proportion =1.64%	<u>No Objections/Neutral Comments</u> Number=2 Proportion=1%	<u>No Objections/Neutral Comments</u> Number=4 Proportion=3.5%
	Number / Proportion of applications at Referral Panel with no submitted comments from the relevant Town/Parish Council during the consultation period	<u>No Objections/Neutral Comments</u> Number=4 Proportion=1.35%	<u>No Objections/Neutral Comments</u> Number=6 Proportion=2.6%	<u>No Objections/Neutral Comments</u> Number = 2 Proportion=0.82%	<u>No Objections/Neutral Comments</u> Number=2 Proportion =1%	<u>No Objections/Neutral Comments</u> Number = 1 Proportion=0.9%
Ward Member Comments	Number/proportion of applications at Referral Panel with 'Objection', 'Support', or 'No Objections / Neutral Comments' from the relevant Ward Member(s) during the consultation period	Type of comments not recorded at the time, only overall number with written comments Number = 12 Proportion = 4.4%	<u>Objection</u> Number=13 Proportion=5.8%	<u>Objection</u> Number=10 Proportion=4.1%	<u>Objection</u> Number=11 Proportion=5.5%	<u>Objection</u> Number=14 Proportion=12.3%
			<u>Support</u> Number=3 Proportion=1.3%	<u>Support</u> Number=1 Proportion =0.4%	<u>Support</u> Number=2 Proportion =1%	<u>Support</u> Number=3 Proportion=2.6%
			<u>No Objections/Neutral Comments</u> Number=2 Proportion=0.9%	<u>No Objections/Neutral Comments</u> Number=8 Proportion =3.3%	<u>No Objections/Neutral Comments</u> Number=6 Proportion=3%	<u>No Objections/Neutral Comments</u> Number=0 Proportion=0%
	Number/proportion of applications at Referral Panel with any form of comment from the relevant Ward Member(s) during the consultation period		<u>Any form of written comments</u> Number=18 Proportion=8%	<u>Any form of written comments</u> Number=19 Proportion=7.8%	<u>Any form of written comments</u> Number=19 Proportion=9.5%	<u>Any form of written comments</u> Number=17 Proportion =14.9%
Number /proportion of applications at Referral Panel without any form of written comment from the relevant Ward Member during the consultation period	<u>Without any written comments</u> Number = 285 Proportion = 95.96%	<u>Without any written comments</u> Number =210 Proportion = 93.3%	<u>Without any written comments</u> Number =225 Proportion =92.5%	<u>Without any written comments</u> Number=181 Proportion = 90.5%	<u>Without any written comments</u> Number=97 Proportion=85%	
Member Attendan	Number / Proportion of Ward Members who attended at least one Referral Panel Meeting during that period	Data not recorded at time so not available			Number = 25 Proportion = 45.45%	Number=16 Proportion =29%

Appendix 1: Key figures on the Planning Referral Panel and Planning Committee

		1 April 2019 to 31 March 2020	1 April 2020 to 31 March 2021	1 April 2021 to 31 March 2022	1 April 2022 to 1 March 2023 (Current Referral Panel Protocol came into effect July 2022)	Since elections in May 2023 to 30 November 2023 (only approximately 6.5 months)
	Number / Proportion of Ward Members who did not attend at least one Referral Panel Meeting during that period.	Data not recorded at time so not available			Number = 30 Proportion = 54.55%	Number=39 Proportion =71%
Outcomes	Number / Proportion of Referral Panel Items that the Panel referred to Planning Committee or delegated to officers for determination	<u>Referred to Committee</u> Number=36 Proportion=12.12%	<u>Referred to Committee</u> Number=41 Proportion=17.98%	<u>Referred to Committee</u> Number=29 Proportion=11.89%	<u>Referred to Committee</u> Number=38 Proportion=19%	<u>Referred to Committee</u> Number= 17 Proportion = 15.04%
		<u>Delegated to Officers</u> Number=259 Proportion=87.21%	<u>Delegated to Officers</u> Number=187 Proportion=82.02%	<u>Delegated to Officers</u> Number=214 Proportion=87.7%	<u>Delegated to Officers</u> Number=158 Proportion –79%	<u>Delegated to Officers</u> Number = 95 Proportion = 84.07%
	Number / Proportions of applications subsequently Refused, Granted, Withdrawn or still live	<u>Granted</u> Number=222 Proportion=74.75%	<u>Granted</u> Number=183 Proportion=80.3%	<u>Granted</u> Number=201 Proportion=82.38%	<u>Granted</u> Number 177 Proportion 88.5%	<u>Granted</u> Number 68 Proportion 71.58% (as of 30 Nov 23)
		<u>Refused</u> Number=54 Proportion=18.18%	<u>Refused</u> Number=42 Proportion=18.4%	<u>Refused</u> Number=37 Proportion=15.16%	<u>Refused</u> Number=19 Proportion=9.5%	<u>Refused</u> Number 17 Proportion 17.89% (as of 30 Nov 23)
		<u>Withdrawn</u> Number=0 Proportion=0	<u>Withdrawn</u> Number=0 Proportion=0	<u>Withdrawn</u> Number=2 Proportion –0.82%	<u>Withdrawn</u> Number=2 Proportion –1%	<u>Withdrawn</u> Number 0 Proportion 0 (as of 30 Nov 23)
		<u>Still Live at end of monitoring period</u> Number=0 Proportion=0	<u>Still Live at end of monitoring period</u> Number=3 Proportion=1.3%	<u>Still Live at end of monitoring period</u> Number 4 Proportion 1.64%	<u>Still Live at end of monitoring period</u> Number 2 Proportion 1%	<u>Still Live</u> Number 7 Proportion 41.18% (as of 30 Nov 23)

Figure 1: Total number of items at Planning Referral Panel during each financial year 1 April 2019 – 30 November 2023

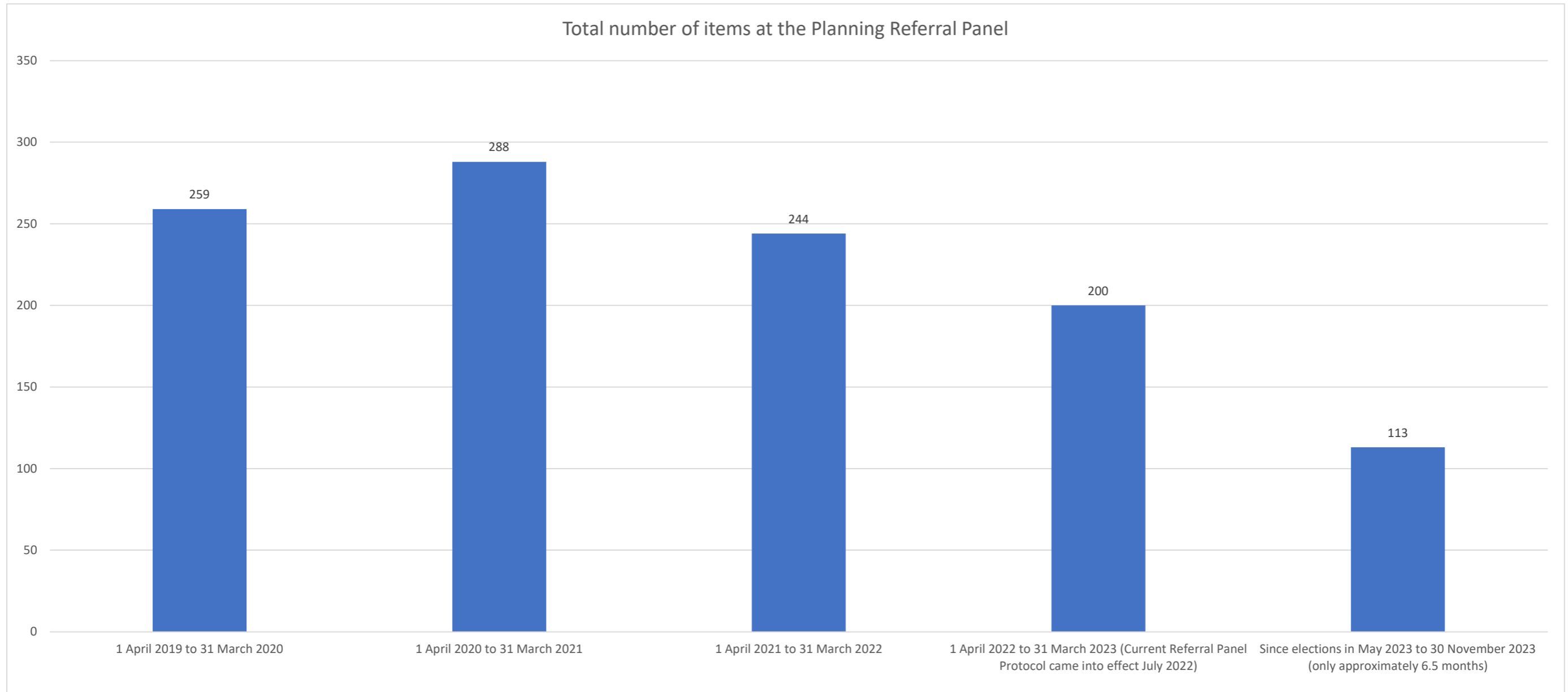


Figure 2: The number of items at Planning Referral Panel during each financial year 1 April 2019 – 30 November 2023, on which the relevant Town/Parish Council submitted comments of “Objection”, “Support”, “No Objections” or did not submit comments.

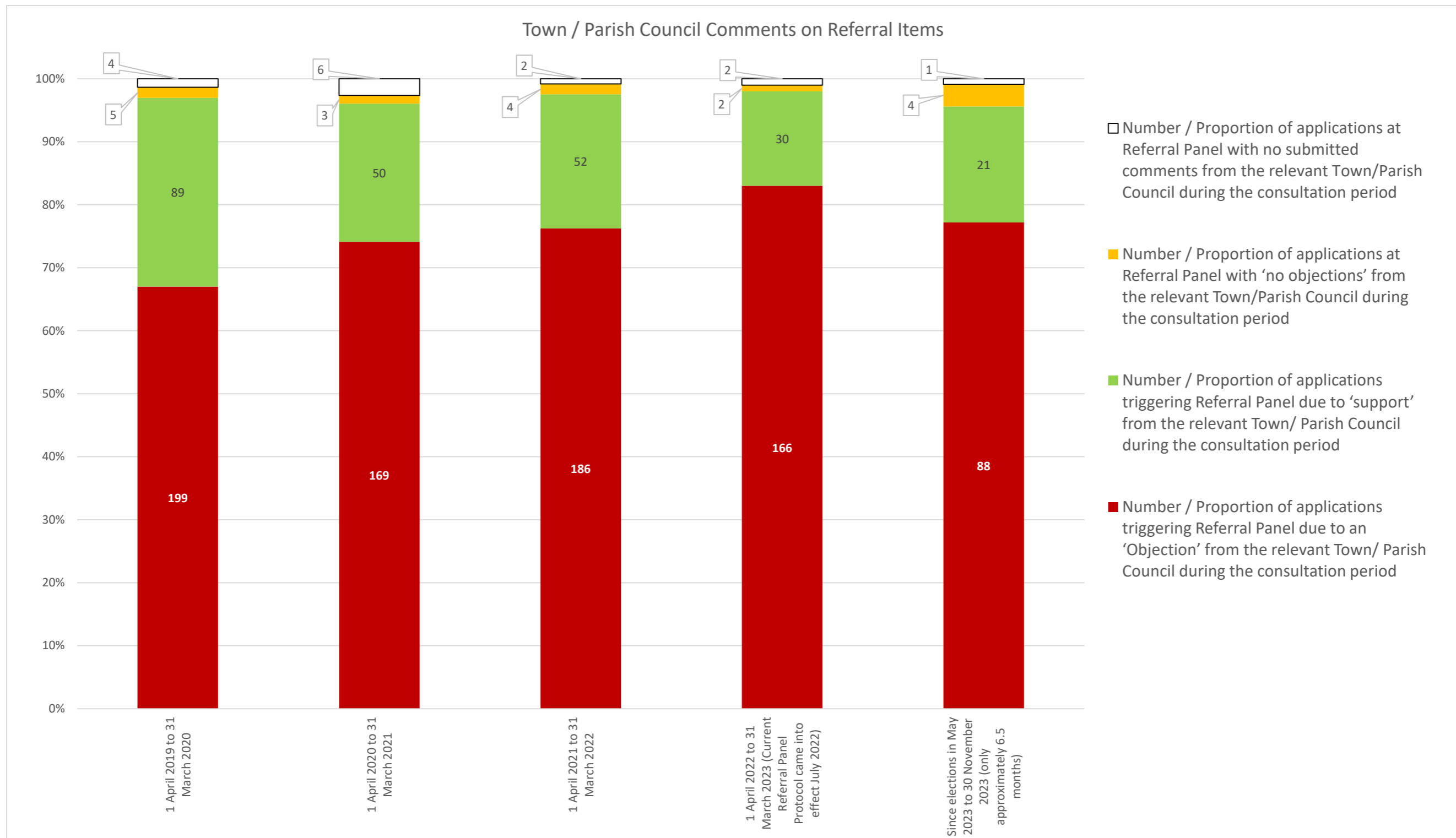


Figure 3: The number of items at Planning Referral Panel during each financial year 1 April 2019 – 30 November 2023, on which the relevant Ward Member(s) submitted comments of “Objection”, “Support”, “No Objections” or did not submit comments.

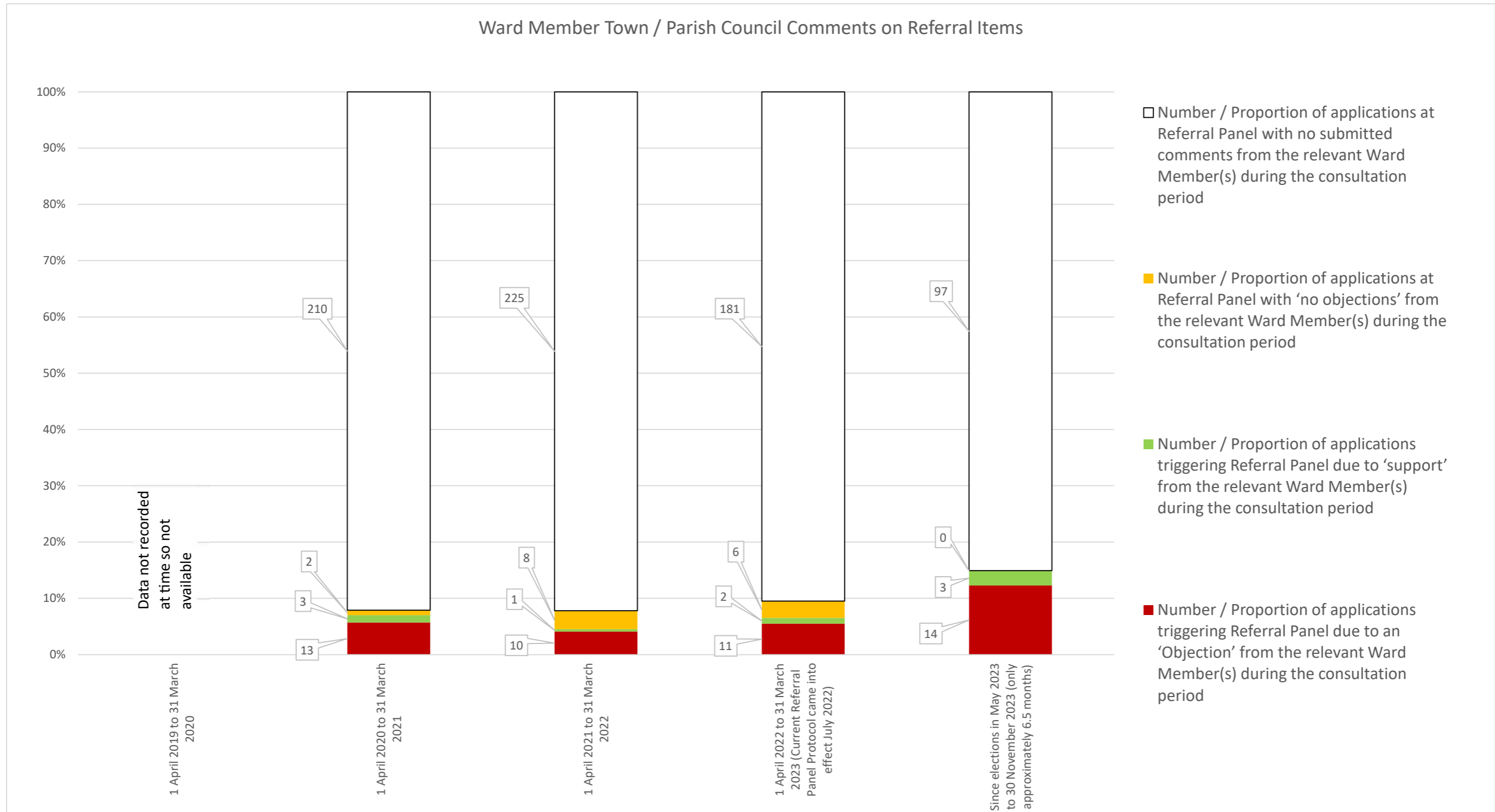


Figure 4: The proportion/number of Ward Members who have attended at least one Planning Referral Panel during each financial year 1 April 2019 – 30 November 2023.

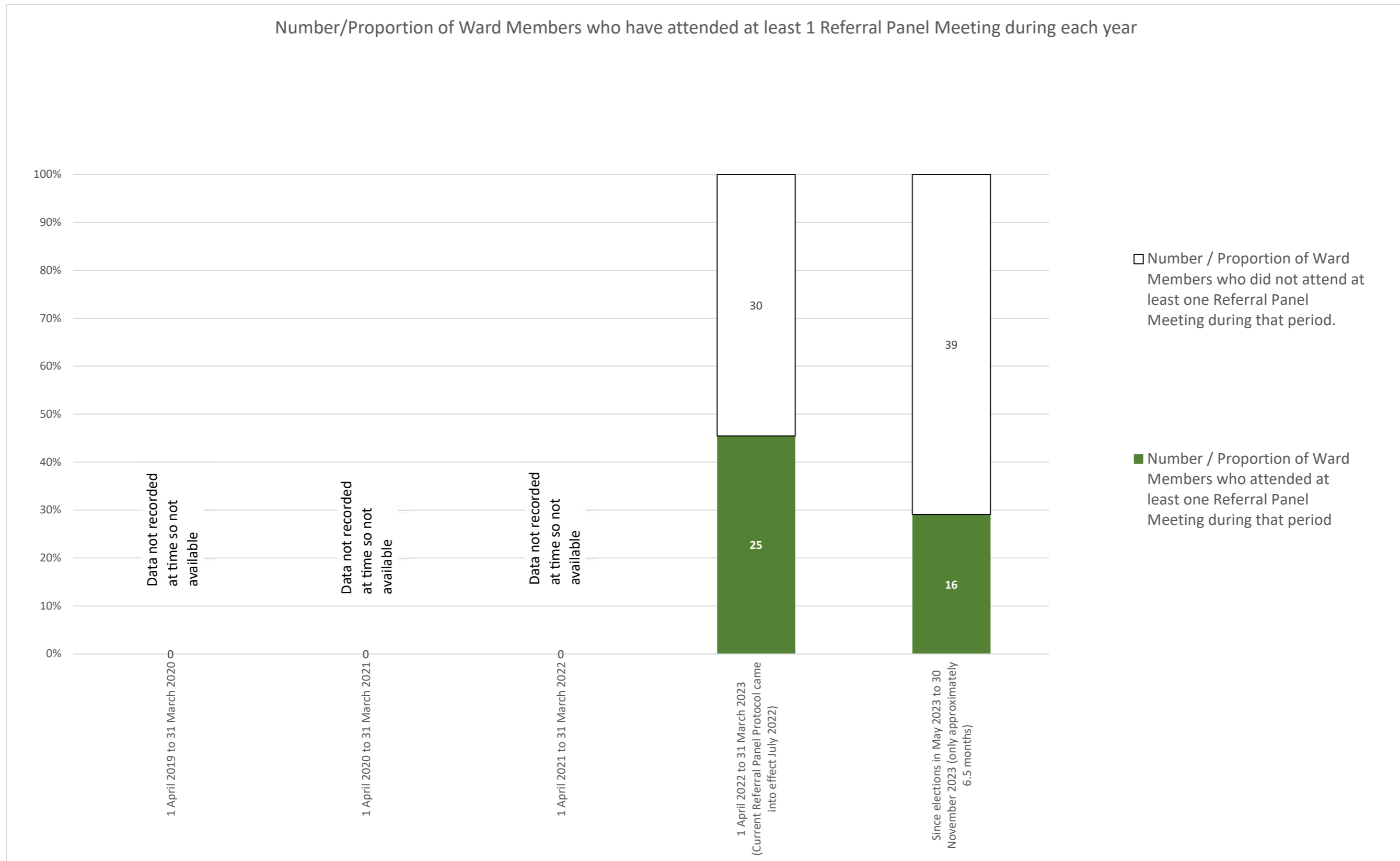


Figure 5: The number/proportion of items at Planning Referral Panel during each financial year 1 April 2019 – 30 November 2023, which were Referred to Planning Committee or delegated to officers.

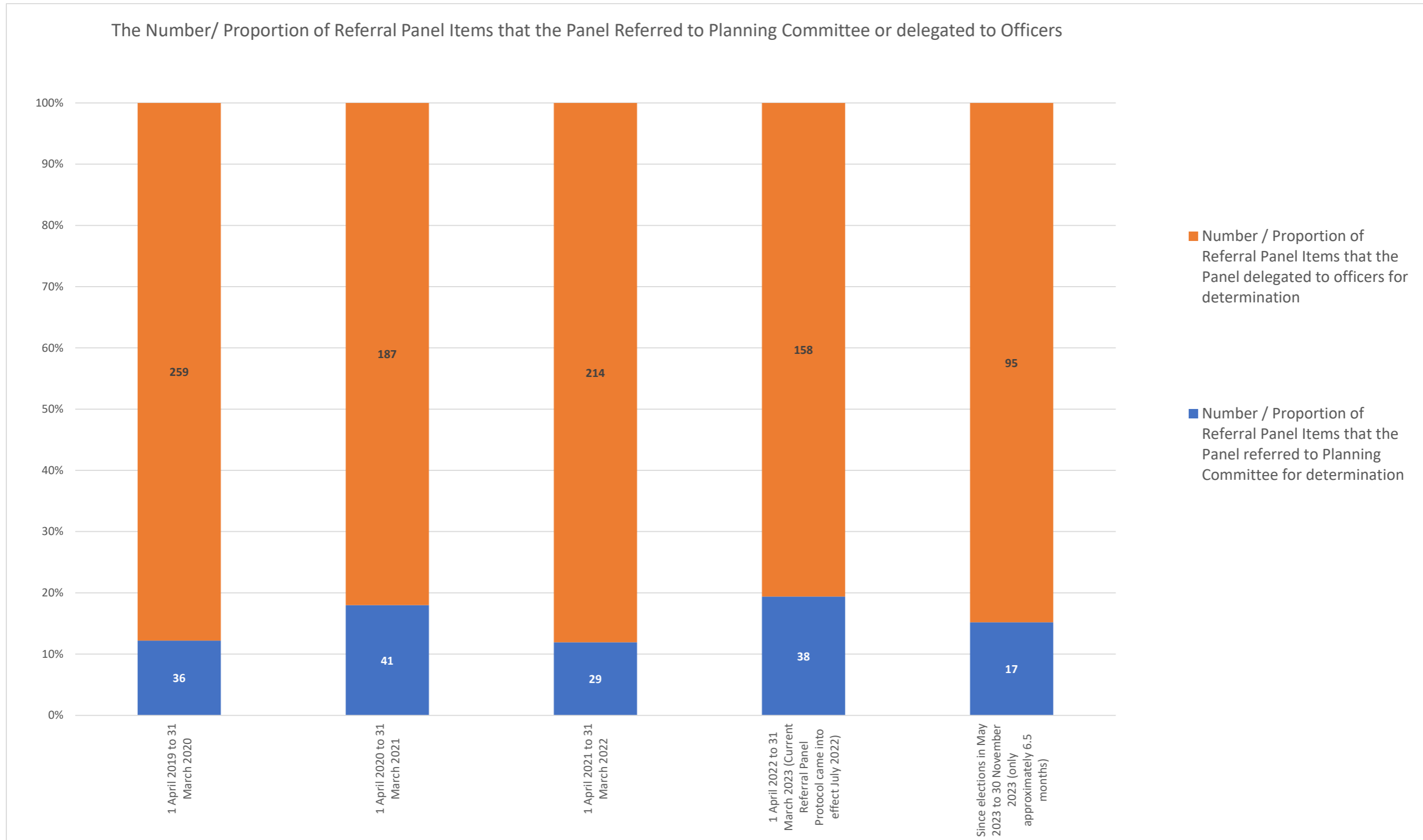
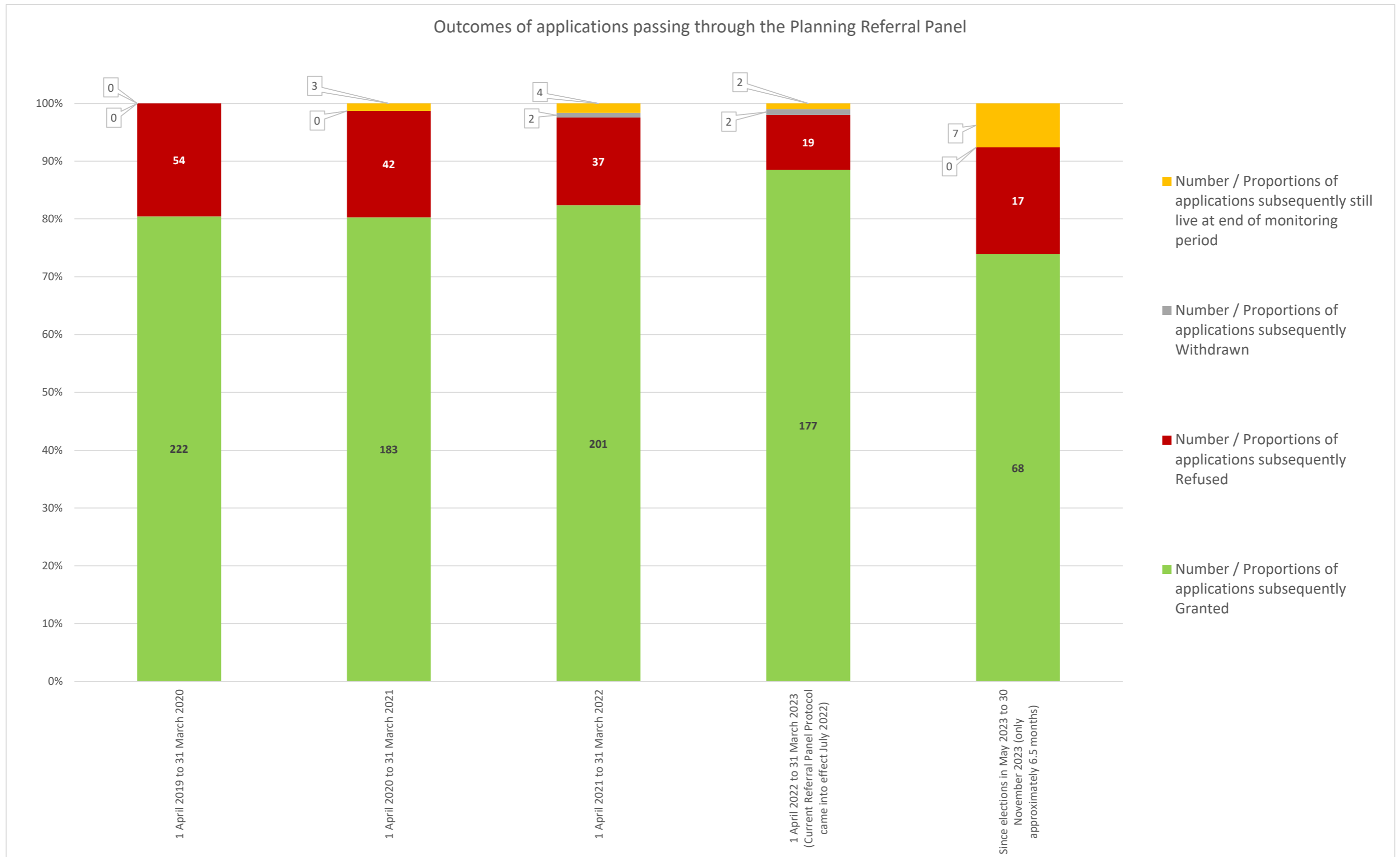


Figure 6: The outcomes of applications that passed through Planning Referral Panel during each financial year 1 April 2019 – 30 November 2023.



KEY FIGURES ON PLANNING COMMITTEES

Table 2: Summary of key data relating to the Planning Committees between 1 April 2019 to 31 October 2023

	1 April 2019 to 31 March 2020	1 April 2020 to 31 March 2021	1 April 2021 to 31 March 2022	1 April 2022 to 31 March 2023	Since elections 1 April 2023 to 31 October 2023 (approximately 7 months)
Total Number of items/ applications at Planning Committee	91	112	111	70	34
Proportions of applications at planning committee via Planning Referral Panel or direct call in (by Head of Service or Planning Chairs) or due to an ESC Link	Data not recorded in this format / extracted in the required format for these figures at this time.		<u>Via Referral Panel</u> Number = 32 Proportion = 28.83%	<u>Via Referral Panel</u> Number = 37 Proportion = 49.33%	<u>Via Referral Panel</u> Number = 13 Proportion = 44.83%
	Data not recorded in this format / extracted in the required format for these figures at this time.		<u>Direct call in</u> Number = 38 Proportion = 34.23%	<u>Direct call in</u> Number = 18 Proportion = 24%	<u>Direct call in</u> Number = 2 Proportion = 6.9%
	Data not recorded in this format / extracted in the required format for these figures at this time.		<u>ESC connection</u> Number = 41 Proportion = 36.94%	<u>ESC connection</u> Number = 20 Proportion = 26.67%	<u>ESC connection</u> Number = 14 Proportion = 48.28%
Total Number / Proportion of applications at Planning Committee with each type of public speaker in attendance (All applications)	Data not recorded in this format / extracted in the required format for these figures at this time.		<u>Town or Parish Council</u> Number = 34 Proportion = 30.63%	<u>Town or Parish Council</u> Number = 18 Proportion = 24%	<u>Town or Parish Council</u> Number = 8 Proportion = 20.51%
	Data not recorded in this format / extracted in the required format for these figures at this time.		<u>Third Party / Objector</u> Number = 30 Proportion = 28.83%	<u>Third Party / Objector</u> Number = 12 Proportion = 16%	<u>Third Party / Objector</u> Number = 7 Proportion = 24.14%
	Data not recorded in this format / extracted in the required format for these figures at this time.		<u>Applicant/ Agent</u> Number = 72 Proportion = 63.96%	<u>Applicant/ Agent</u> Number = 38 Proportion = 40%	<u>Applicant/ Agent</u> Number = 20 Proportion = 58.62%
	Data not recorded in this format / extracted in the required format for these figures at this time.		<u>Ward Member Ward member(s) specifically mentioned as speaking at committee as the ward member</u> Number = 22 Proportion = 19.82%	<u>Ward Member Ward member(s) specifically mentioned as speaking at committee as the ward member</u> Number = 18 Proportion = 24%	<u>Ward Member Ward member(s) specifically mentioned as speaking at committee as the ward member</u> Number = 8 Proportion = 27.59%
Total Number / Proportion of applications at Planning Committee with each type of public speaker in attendance (applications via referral Panel)	Data not recorded in this format / extracted in the required format for these figures at this time.		<u>Town or Parish Council</u> Number = 10 Proportion = 31.25%	<u>Town or Parish Council</u> Number = 9 Proportion = 24.32%	<u>Town or Parish Council</u> Number = 6 Proportion = 46.15%
	Data not recorded in this format / extracted in the required format for these figures at this time.		<u>Third Party / Objector</u> Number = 11 Proportion = 34.38%	<u>Third Party / Objector</u> Number = 3 Proportion = 8.11%	<u>Third Party / Objector</u> Number = 4 Proportion = 30.77%
	Data not recorded in this format / extracted in the required format for these figures at this time.		<u>Applicant/ Agent</u> Number = 23 Proportion = 71.88%	<u>Applicant/ Agent</u> Number = 21 Proportion = 56.76%	<u>Applicant/ Agent</u> Number = 11 Proportion = 84.62%

Appendix 1: Key figures on the Planning Referral Panel and Planning Committee

	1 April 2019 to 31 March 2020	1 April 2020 to 31 March 2021	1 April 2021 to 31 March 2022	1 April 2022 to 31 March 2023	Since elections 1 April 2023 to 31 October 2023 (approximately 7 months)
	Data not recorded in this format / extracted in the required format for these figures at this time.		<u>Ward Member Ward member(s) specifically mentioned as speaking at committee as the ward member)</u> Number = 6 Proportion = 18.75%	<u>Ward Member Ward member(s) specifically mentioned as speaking at committee as the ward member)</u> Number = 6 Proportion = 16.22%	<u>Ward Member Ward member(s) specifically mentioned as speaking at committee as the ward member)</u> Number = 5 Proportion = 38.46%
Total Number / Proportion of applications at Planning Committee with each type of public speaker in attendance (applications there due to direct call in)	Data not recorded in this format / extracted in the required format for these figures at this time.		<u>Town or Parish Council</u> Number = 18 Proportion = 47.37%	<u>Town or Parish Council</u> Number = 8 Proportion = 44.4%	<u>Town or Parish Council</u> Number = 0 Proportion = 0
	Data not recorded in this format / extracted in the required format for these figures at this time.		<u>Third Party / Objector</u> Number = 16 Proportion = 42.11%	<u>Third Party / Objector</u> Number = 7 Proportion = 38.89%	<u>Third Party / Objector</u> Number = 0 Proportion = 0
	Data not recorded in this format / extracted in the required format for these figures at this time.		<u>Applicant/ Agent</u> Number = 30 Proportion = 78.95%	<u>Applicant/ Agent</u> Number = 16 Proportion = 88.89%	<u>Applicant/ Agent</u> Number = 0 Proportion = 0
	Data not recorded in this format / extracted in the required format for these figures at this time.		<u>Ward Member Ward member(s) specifically mentioned as speaking at committee as the ward member)</u> Number = 30 Proportion = 78.95%	<u>Ward Member Ward member(s) specifically mentioned as speaking at committee as the ward member)</u> Number = 16 Proportion = 88.89%	<u>Ward Member Ward member(s) specifically mentioned as speaking at committee as the ward member)</u> Number = 0 Proportion = 0
Total Number / Proportion of applications at Planning Committee with each type of public speaker in attendance (applications there due to an ESC Connection)	Data not recorded in this format / extracted in the required format for these figures at this time.		<u>Town or Parish Council</u> Number = 6 Proportion = 14.63%	<u>Town or Parish Council</u> Number = 1 Proportion = 5%	<u>Town or Parish Council</u> Number = 0 Proportion = 0
	Data not recorded in this format / extracted in the required format for these figures at this time.		<u>Third Party / Objector</u> Number = 3 Proportion = 7.32%	<u>Third Party / Objector</u> Number = 2 Proportion = 10%	<u>Third Party / Objector</u> Number = 1 Proportion = 7.14%
	Data not recorded in this format / extracted in the required format for these figures at this time.		<u>Applicant/ Agent</u> Number = 19 Proportion = 46.34%	<u>Applicant/ Agent</u> Number = 1 Proportion = 5%	<u>Applicant/ Agent</u> Number = 5 Proportion = 35.71%
	Data not recorded in this format / extracted in the required format for these figures at this time.		<u>Ward Member Ward member(s) specifically mentioned as speaking at committee as the ward member)</u> Number = 3 Proportion = 7.32%	<u>Ward Member Ward member(s) specifically mentioned as speaking at committee as the ward member)</u> Number = 0 Proportion = 0	<u>Ward Member Ward member(s) specifically mentioned as speaking at committee as the ward member)</u> Number = 0 Proportion = 0%

Figure 7: The number of applications determined at Planning Committee during each financial year 1 April 2019 – 31 October 2023.

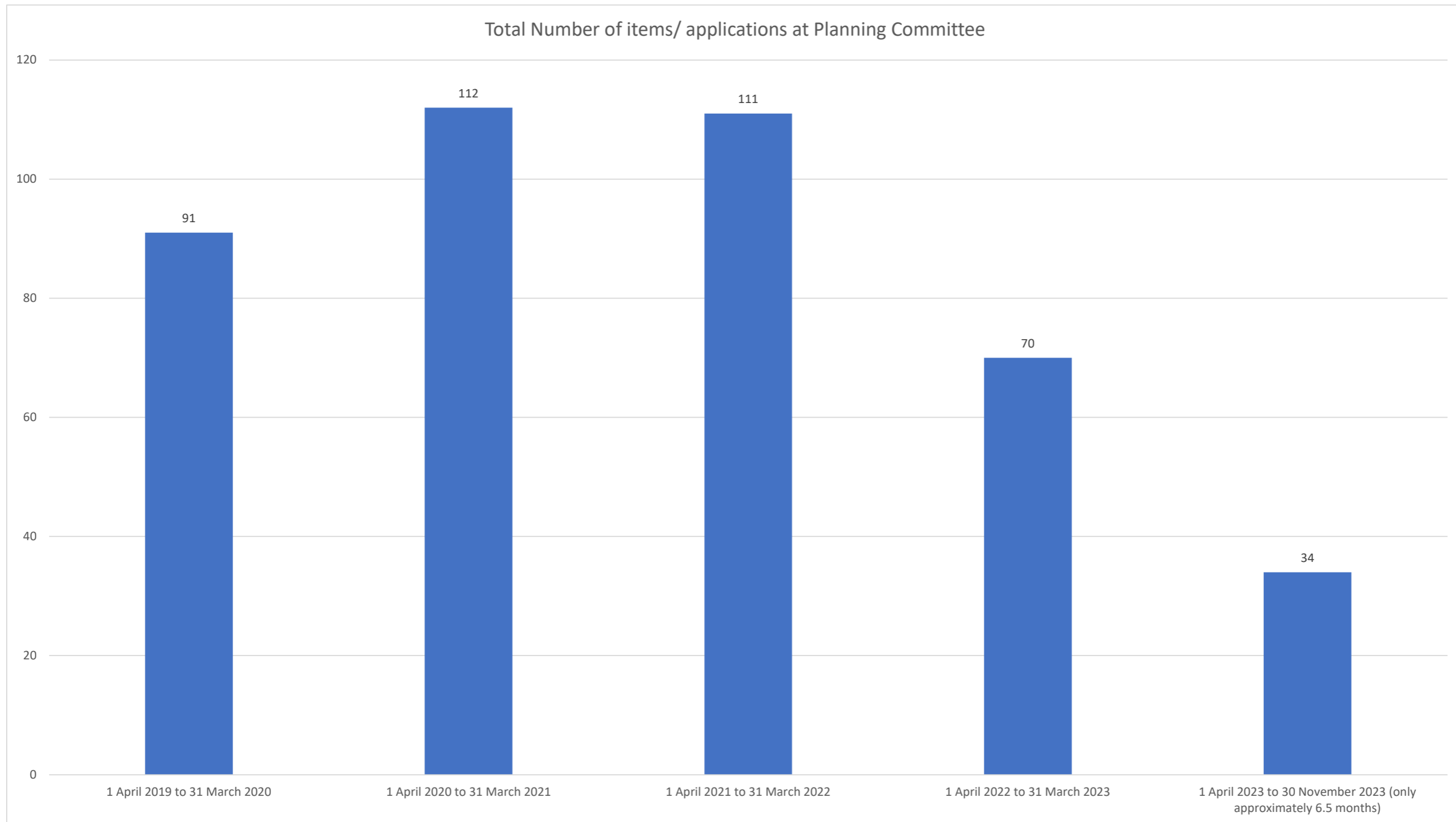


Figure 8: The number of applications at Planning Committee for each trigger reason during each financial year 1 April 2019 – 31 October 2023.

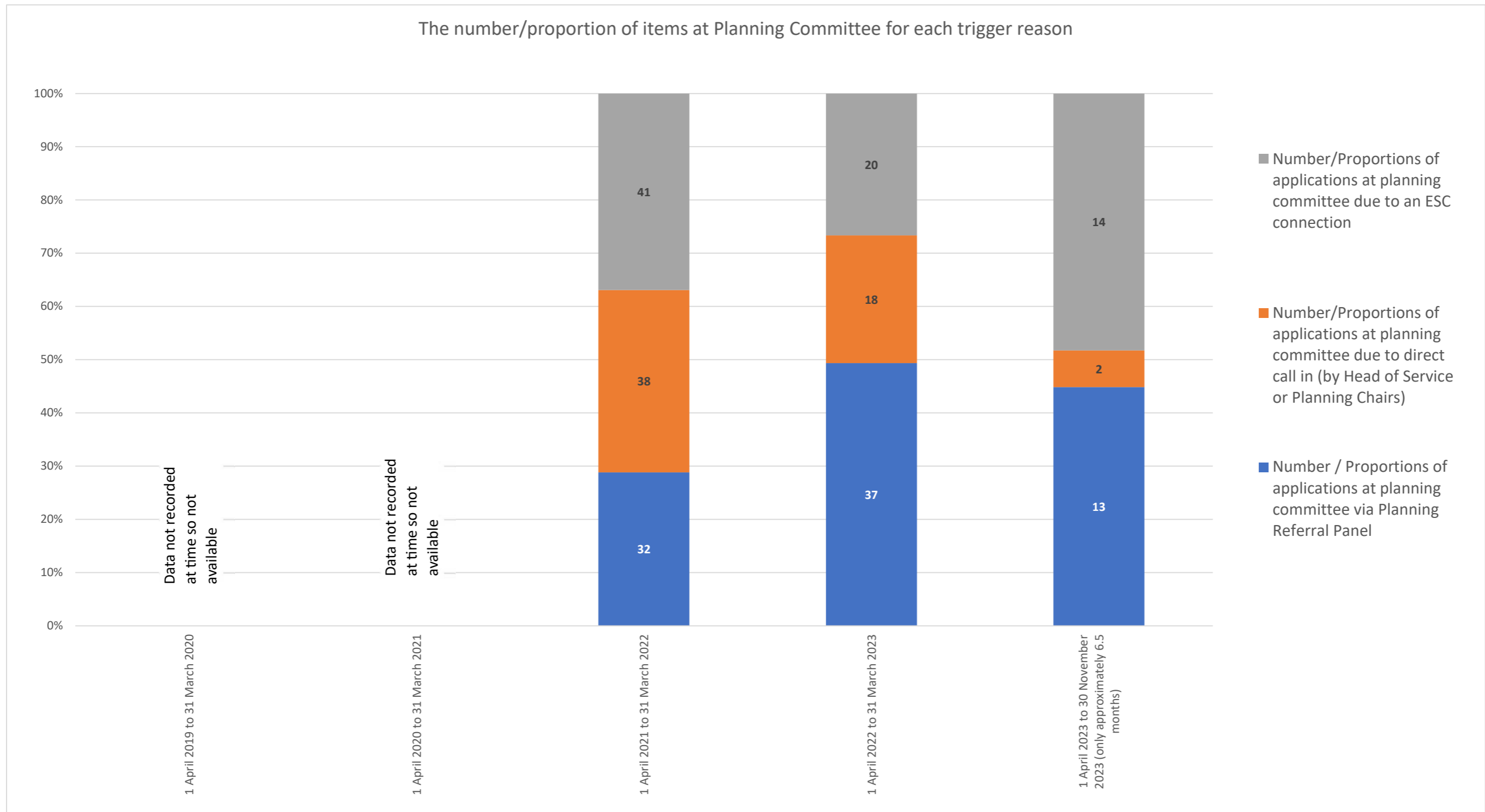


Figure 9: The number of applications on which each type of public speaker spoke at Planning Committee during each financial year 1 April 2019 – 31 October 2023.

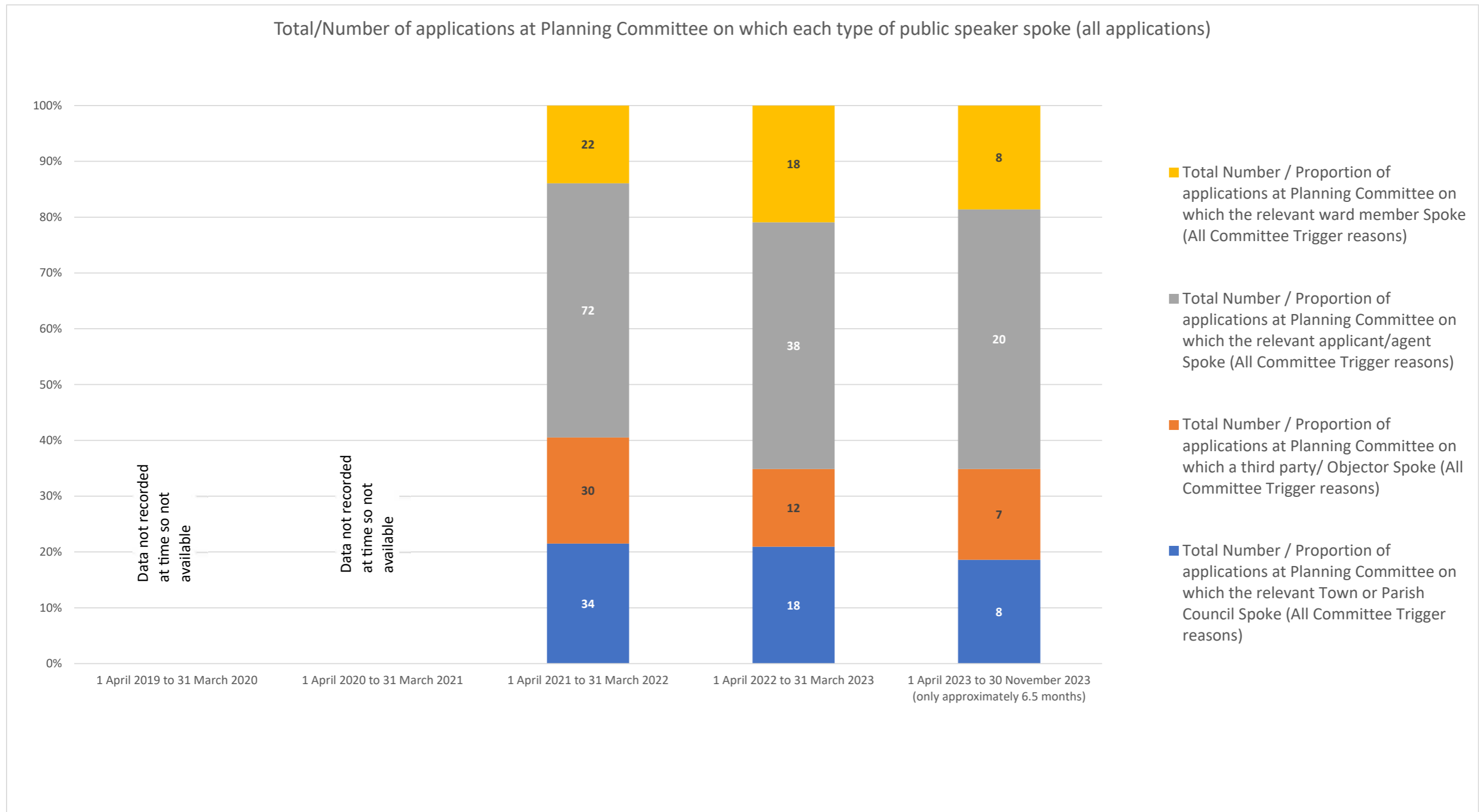


Figure 10: The number of applications on which each type of public speaker spoke at Planning Committee during each financial year 1 April 2019 – 31 October 2023 (applications at Planning Committee due to referral by the Planning Referral Panel).

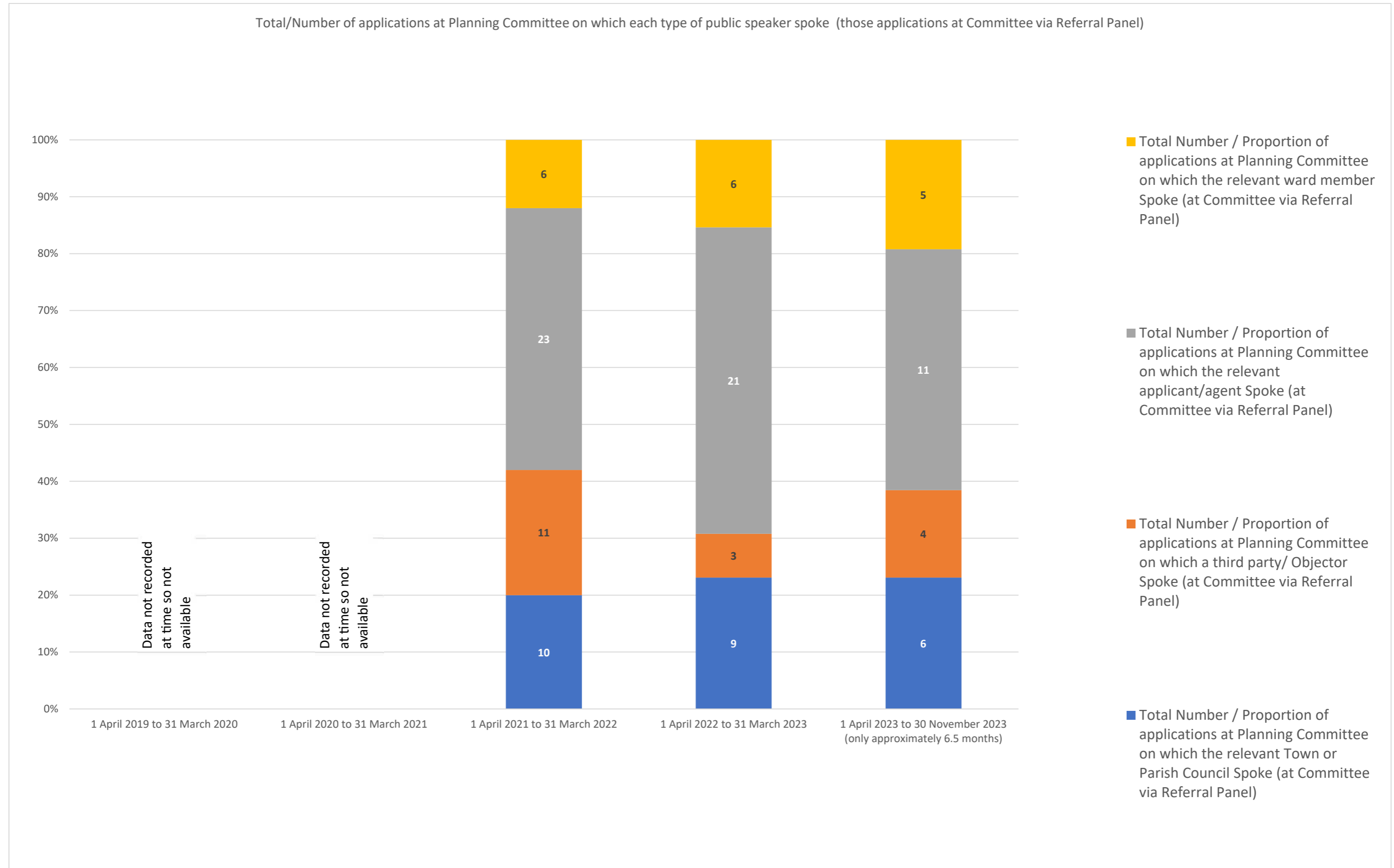


Figure 11: The number of applications on which each type of public speaker spoke at Planning Committee during each financial year 1 April 2019 – 31 October 2023 (applications at Planning Committee due to direct call in by either the Head of Planning Services or the Committee Chair(s)/Vice-Chair(s)).

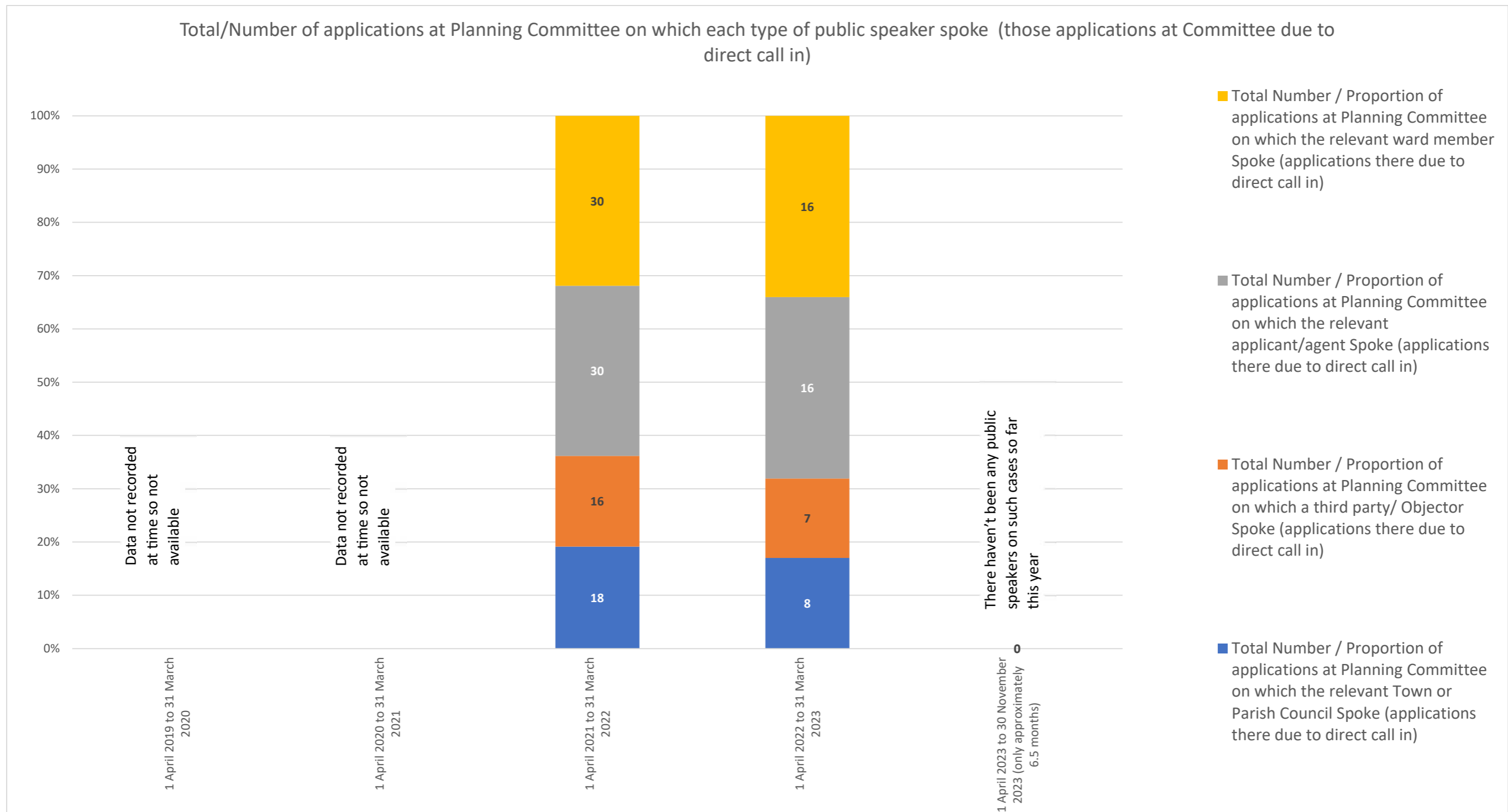


Figure 12: The number of applications on which each type of public speaker spoke at Planning Committee during each financial year 1 April 2019 – 31 October 2023 (applications at Planning Committee due to an East Suffolk Council connection).

