





Matters arising update sheet

From the Scrutiny Committee meeting on

16 February 2023

Update	
Item Number	Member Query Raised
5	Provide a table setting out the prevalence of smoking in each of the East Suffolk ICS areas alongside the preventative reduction target for that cohort.

☐ CIPFA nearest neighbours to East Suffolk

Indicator	Period	East Suffolk			Region	England	England			
		Recent Trend	Count	Value	Value	Value	Worst	Range	Best	
Smoking prevalence										
Smoking Prevalence in adults (18+) - current smokers (APS)	2021	—	-	12.1%	12.9%	13.0%	27.8%		3.2%	
Odds of current smoking (self-reported) among adults aged 18-64 with a routine and manual occupation (APS)	2020	—	-	2.68	2.20	2.22	20.24		0.19	
Smoking prevalence in priority populations										
Smoking prevalence in adults in routine and manual occupations (18-64) - current smokers (APS)	2020	—	-	26.8%	25.4%	24.5%	53.5%		4.4%	
Smoking status at time of delivery	2021/22	↓	156	8.7%	8.5%	9.1%	21.1%		3.1%	

Notes:

- a) Data is available at District level, but not by ICS area currently
- b) Preventative reduction targets are being identified as part of the 5 year Forward Plan for each ICS area.
- c) There is no up-to-date data on child smoking