STRATEGIC PLANNING COMMITTEE - UPDATE SHEET

10 October 2022

ES-1302 Appendix A - The quarterly figures for 'Majors', 'Minors' and 'Others' Planning Applications, as previously published and as recalculated August/September 2022. (Appendix to the Performance Report)

July to September 2022

Calculated 3 October 2022

The figures published within Appendix A, were those from 1 July to 19 September 2022. As we have now passed the end of the quarter, these figures have been recalculated for the whole of the quarter and are set out in the table below

	1 July to 30 Sept 2022 Numbers	1 July to 30 Sept 2022 Percentages	National Target	Our Target
Major Planning Applications	11/12	91.6%	**60%**	65%
Minor Planning Applications	120/140	85.7%	-	75%
Other Planning Applications	354/404	87.62%	-	90%
Combined Minors and Others Planning Applications	474/544	87.13%	**70%**	-

ES-1302 Appendix B - Table showing the performance of East Suffolk during each quarter from 1 October 2020 to September 2022, and predicted levels for the 2-year period. (Appendix to the Performance Report)

The chart below has been updated from that within Appendix B, so that it now included the figures for the whole quarter 1 July 2022 - 30 September 2022, and the associated updated figures for the two-year monitoring period.

East Suffolk

Designation Period 2020_2022

Criteria: Speed
Council
East Suffolk

District matter Majors (151a)

		All Major Decisions	Major Decisions within 13 weeks	PPA, EoT or EIA Decisions	PPA, EoT or EIA Decisions in time	Out of time	Result
Q1	Oct - Dec 2020	12	2	9	8	2	83%
Q2	Jan - Mar 2021	17	5	12	8	4	76%
Q3	Apr - Jun 2021	14	2	11	7	5	64%
Q4	Jul - Sep 2021	11	3	6	4	4	64%
Q5	Oct - Dec 2021	9	2	6	6	1	89%
Q6	Jan - Mar 2022	21	4	15	15	2	90%
Q7	Apr - Jun 2022	8	0	8	6	2	75%
Q8	Jul - Sep 2022	12	2	9	9	1	92%
	total	104	20	76	63	21	80%
					Minimum level required		60%

County matter majors (151b)

N/A to ESC as District Authority, not County Council

	All Major Decisions	Major Decisions within 13 weeks	PPA, EoT or EIA Decisions	EoT or EIA Decisions in time	Out of time	Result
Q1						
Q2						
Q3						
Q4						
Q5						
Q6						
Q7						
Q8						
	0	0	0	0		
				Minimum level required		60%

Non-majors (153)

	Non-major Decisions	Non-major Decisions within 8 weeks	PPA, EoT or EIA Decisions	PPA, EoT or EIA Decisions in time	Out of time	Result
Q1	523	344	150	116	63	87.95%
Q2	583	352	167	142	89	84.73%
Q3	622	323	218	140	159	74.44%
Q4	619	282	183	121	216	65.11%
Q5	547	209	167	108	230	57.95%
Q6	538	185	203	164	189	64.87%
Q7	487	163	221	171	153	68.58%
Q8	544	196	297	278	70	87.13%
	4463	2054	1606	1240	1169	73.81%
				Minimum level required		70.0000%

Assessment is made late December 2022, for designation announcement early 2023

ES-1302 Appendix 3 - The figures for each quarter from 1 October 2020 to September 2022 shown in graph form (Appendix to the Performance Report)

The graphs set out below have been updated from those within the Appendix, so that they now include the figures for the whole quarter 1 July 2022 - 30 September 2022, and the associated updated figures for the two-year monitoring period.

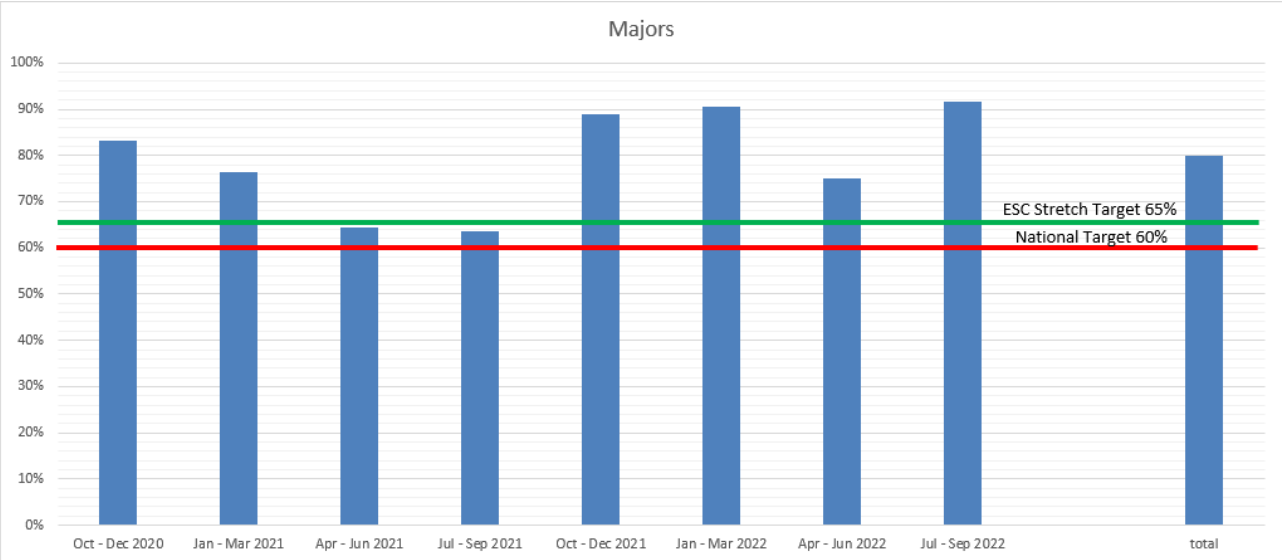

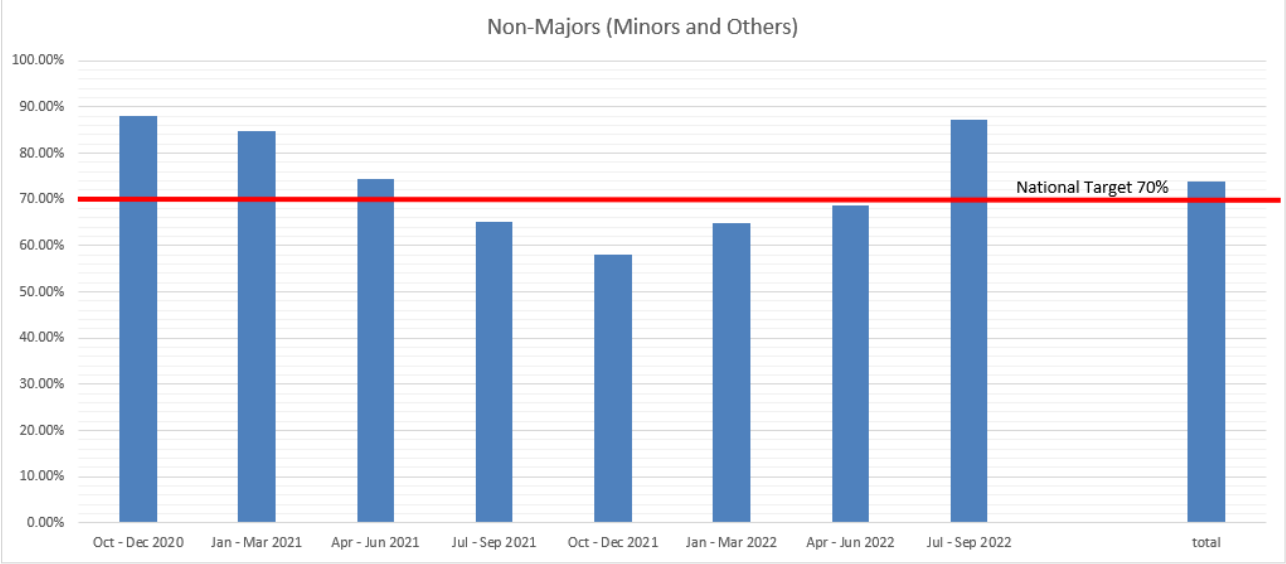
Non-Majors (Minors and Others)
100.00%
90.00%
80.00%
70.00%
60.00%
50.00%
40.00%
30.00%
20.00%
10.00%
0.00%
National Target 70%
Oct - Dec 2020
Jan - Mar 2021
Apr - Jun 2021
Jul - Sep 2021
Oct - Dec 2021
Jan - Mar 2022
Apr - Jun 2022
Jul - Sep 2022
total

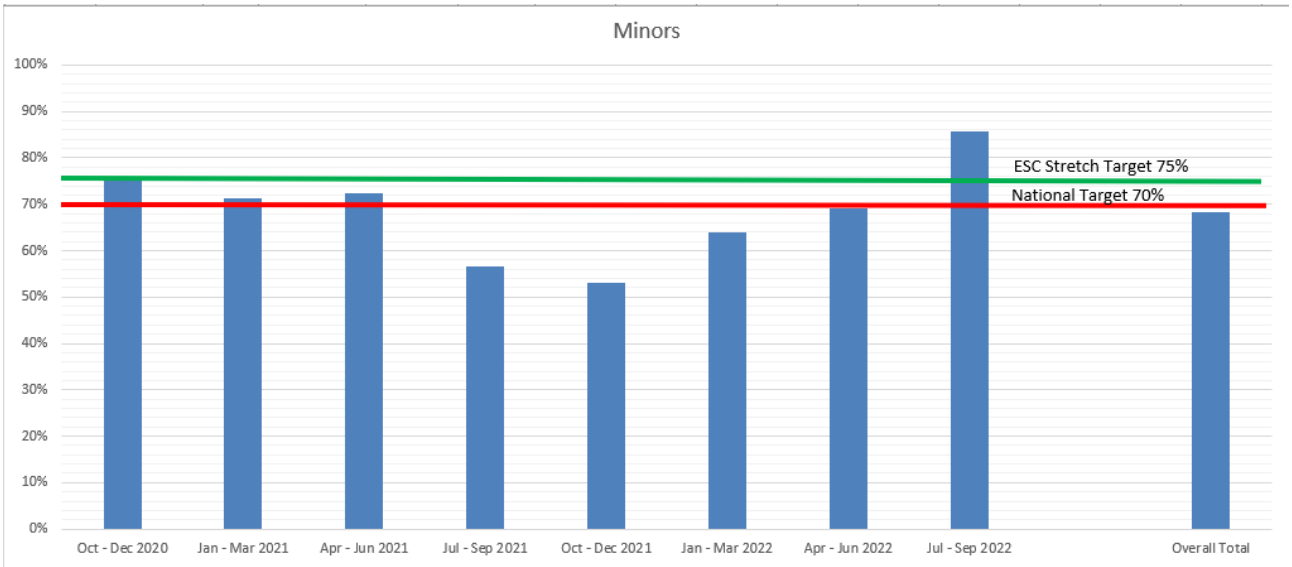
Minors
100%
90%
80%
70%
60%
50%
40%
30%
20%
10%
0%
ESC Stretch Target 75%
National Target 70%
Oct - Dec 2020
Jan - Mar 2021
Apr - Jun 2021
Jul - Sep 2021
Oct - Dec 2021
Jan - Mar 2022
Apr - Jun 2022
Jul - Sep 2022
Overall Total

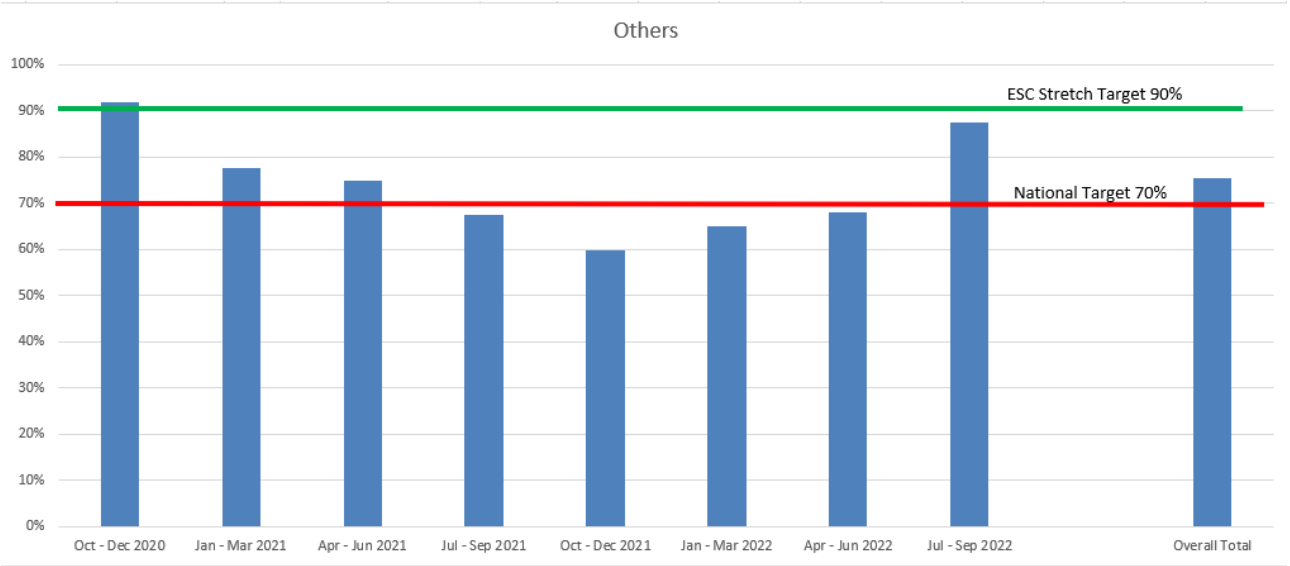
Others
100%
90%
80%
70%
60%
50%
40%
30%
20%
10%
0%
ESC Stretch Target 90%
National Target 70%
Oct - Dec 2020
Jan - Mar 2021
Apr - Jun 2021
Jul - Sep 2021
Oct - Dec 2021
Jan - Mar 2022
Apr - Jun 2022
Jul - Sep 2022
Overall Total