

## RESIDENTS SURVEY RESULTS 2022

## Residents survey: Finance Questions only

### Contents (click the header to go to that page)

- Demographics of the survey respondents *(page 2)*
- The type of the survey respondents *(page 3)*
- Which ONE from the options below would you choose to help us close the budget gap? *(page 4)*
- From the following broad themes which should we spend money on? *(page 5)*
- We have pledged to become Carbon Neutral by 2030. Do you support additional spending to achieve this pledge? *(page 6)*
- To help fund crucial services, what level of increase of Council Tax would you consider to be fair? *(page 6)*
- Do you agree with the principle of us investing in land and buildings in the district to generate income for the council? *(page 6)*
- Do you agree with the principle of us transferring viable land and buildings to local communities to use for their own local benefit? *(page 6)*



## RESIDENTS SURVEY RESULTS 2022

## Demographics of survey respondents

Date survey completed

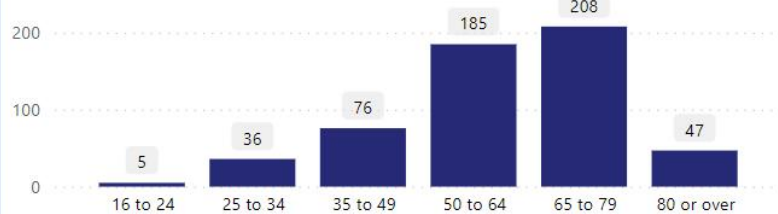
01/01/2022

28/12/2022

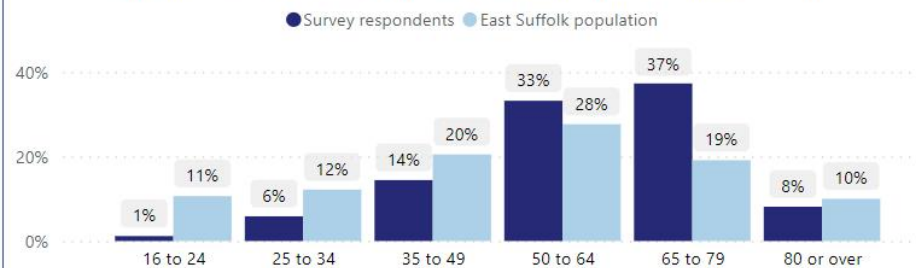
565

Count of respondents

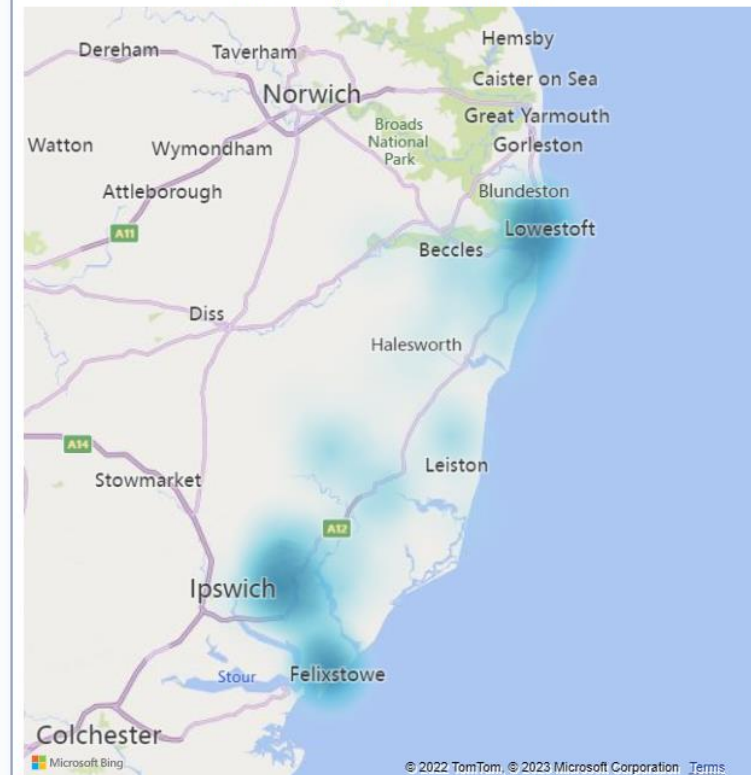
Age of the respondents



Comparing the age of the respondents with the population of East Suffolk



Where respondents come from



## RESIDENTS SURVEY RESULTS 2022

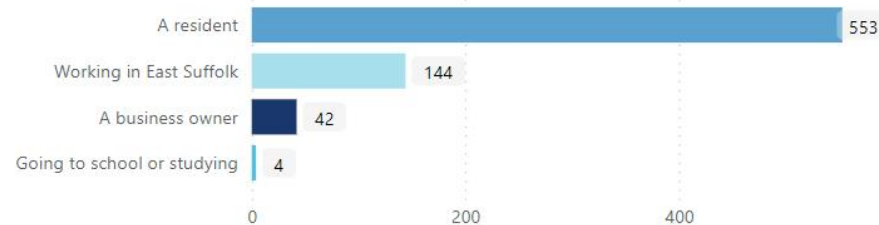
## Type of people who responded

01/01/2022 28/12/2022

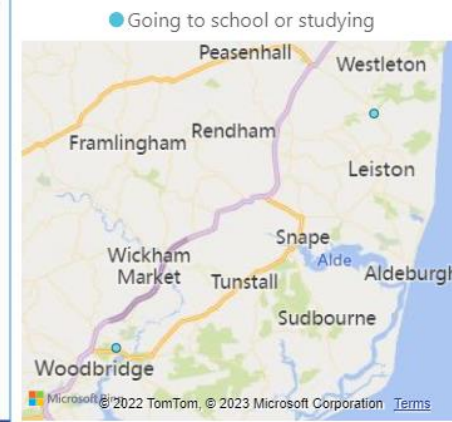
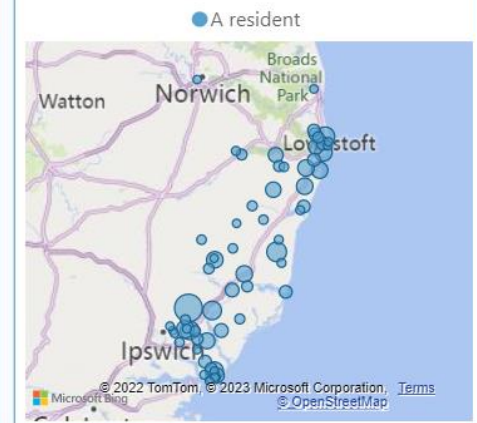
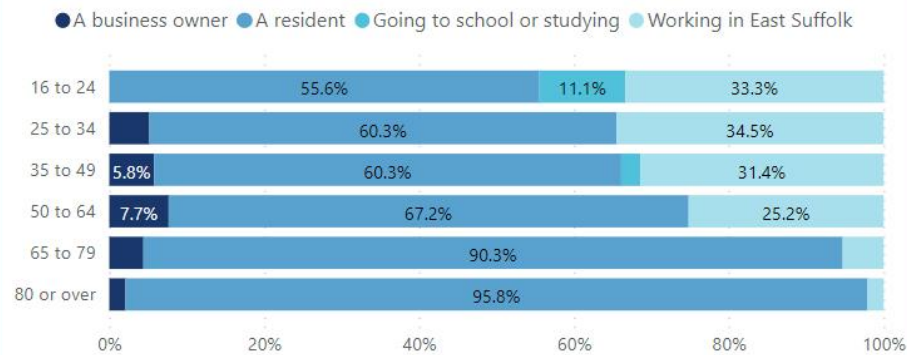
Type of respondent

All

Type of survey respondent

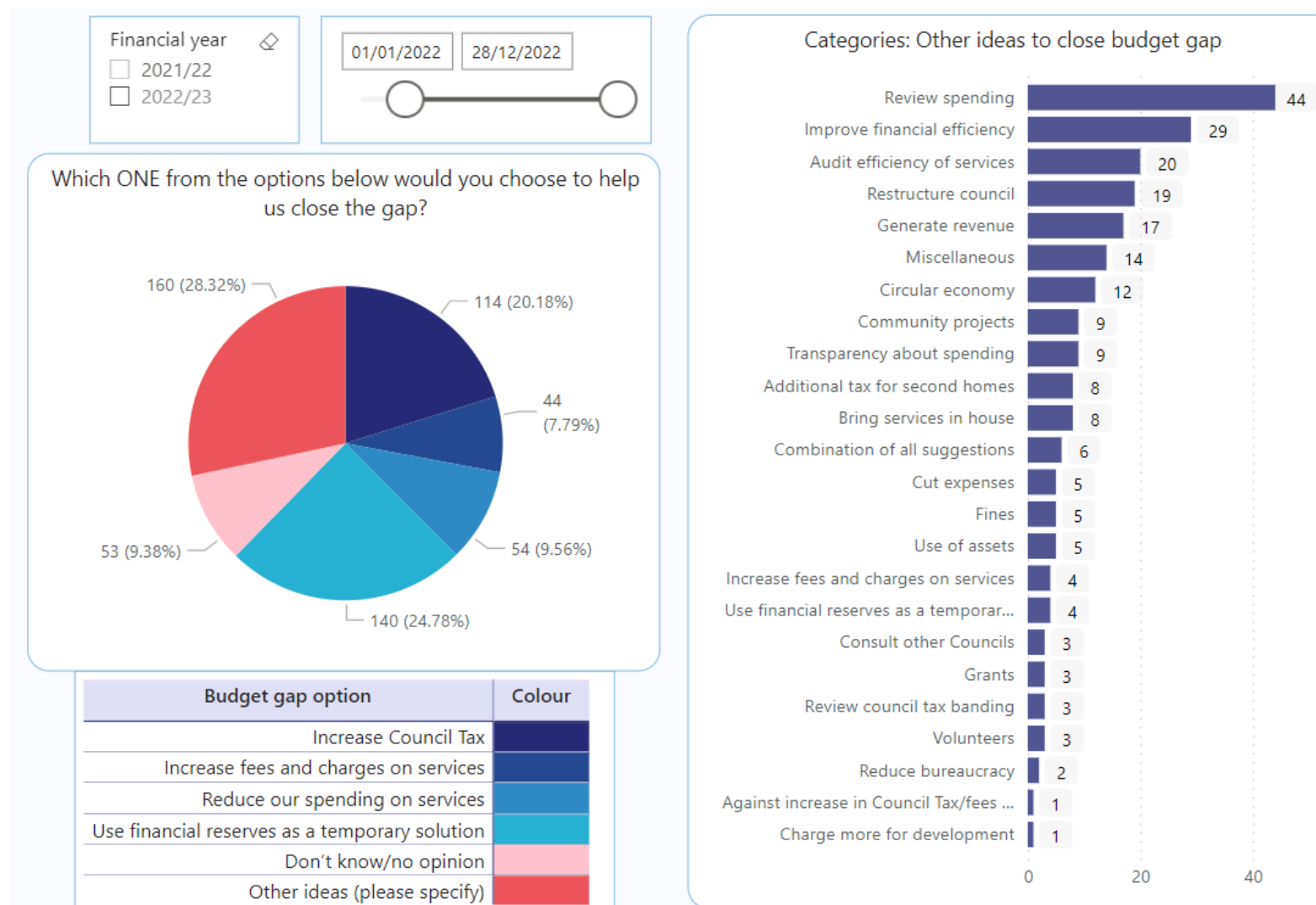


Type of survey respondent



## RESIDENTS SURVEY RESULTS 2022

## Which ONE from the options below would you choose to help us close the gap?



## RESIDENTS SURVEY RESULTS 2022

## What should the Council spend their money on?

Financial year

☐ 2021/22☐ 2022/23

01/01/2022

28/12/2022



From the following broad themes which should we spend money on? (Please rank your answers - 1 being the most important and 4 the least)

| Priority                                | 1          | 2          | 3          | 4          | Total       |
|---|------------|------------|------------|------------|-------------|
| Caring for our environment              | 180        | 155        | 116        | 78         | 529         |
| Delivering digital transformation       | 27         | 45         | 96         | 343        | 511         |
| Growing and supporting our economy      | 170        | 131        | 149        | 61         | 511         |
| Supporting and enabling our communities | 146        | 184        | 144        | 40         | 514         |
| <b>Total</b>                            | <b>523</b> | <b>515</b> | <b>505</b> | <b>522</b> | <b>2065</b> |

From the following broad themes which should we spend money on? (Please rank your answers - 1 being the most important and 4 the least) (Percentage of column total)

| Priority                                | 1     | 2     | 3     | 4     |
|---|-------|-------|-------|-------|
| Caring for our environment              | 34.4% | 30.1% | 23.0% | 14.9% |
| Delivering digital transformation       | 5.2%  | 8.7%  | 19.0% | 65.7% |
| Growing and supporting our economy      | 32.5% | 25.4% | 29.5% | 11.7% |
| Supporting and enabling our communities | 27.9% | 35.7% | 28.5% | 7.7%  |

| Age group  | Priority                                | 1     | 2     | 3     | 4     |
|------------|---|-------|-------|-------|-------|
| 16 to 24   | Caring for our environment              | 60.0% | 20.0% | 20.0% |       |
|            | Delivering digital transformation       |       |       | 20.0% | 80.0% |
|            | Growing and supporting our economy      | 20.0% | 40.0% | 20.0% | 20.0% |
|            | Supporting and enabling our communities | 20.0% | 40.0% | 40.0% |       |
| 25 to 34   | Caring for our environment              | 22.2% | 38.9% | 27.8% | 11.1% |
|            | Delivering digital transformation       | 2.9%  | 5.7%  | 14.3% | 77.1% |
|            | Growing and supporting our economy      | 31.4% | 28.6% | 37.1% | 2.9%  |
|            | Supporting and enabling our communities | 42.9% | 25.7% | 22.9% | 8.6%  |
| 35 to 49   | Caring for our environment              | 31.5% | 32.9% | 24.7% | 11.0% |
|            | Delivering digital transformation       | 8.1%  | 6.8%  | 17.6% | 67.6% |
|            | Growing and supporting our economy      | 36.1% | 29.2% | 26.4% | 8.3%  |
|            | Supporting and enabling our communities | 26.8% | 29.6% | 31.0% | 12.7% |
| 50 to 64   | Caring for our environment              | 34.1% | 24.0% | 24.0% | 17.9% |
|            | Delivering digital transformation       | 3.4%  | 12.0% | 19.4% | 65.1% |
|            | Growing and supporting our economy      | 37.1% | 24.6% | 28.0% | 10.3% |
|            | Supporting and enabling our communities | 25.3% | 39.3% | 27.5% | 7.9%  |
| 65 to 79   | Caring for our environment              | 34.9% | 30.2% | 19.8% | 15.1% |
|            | Delivering digital transformation       | 6.1%  | 7.3%  | 19.6% | 67.0% |
|            | Growing and supporting our economy      | 30.2% | 25.8% | 29.1% | 14.8% |
|            | Supporting and enabling our communities | 28.8% | 36.4% | 27.7% | 7.1%  |
| 80 or over | Caring for our environment              | 42.5% | 35.0% | 12.5% | 10.0% |
|            | Delivering digital transformation       | 7.9%  | 7.9%  | 21.1% | 63.2% |
|            | Growing and supporting our economy      | 22.2% | 19.4% | 36.1% | 22.2% |
|            | Supporting and enabling our communities | 33.3% | 36.1% | 27.8% | 2.8%  |



## RESIDENTS SURVEY RESULTS 2022

## How residents think East Suffolk should operate

Financial year

All

01/01/2022

28/12/2022

Carbon neutral by 2030

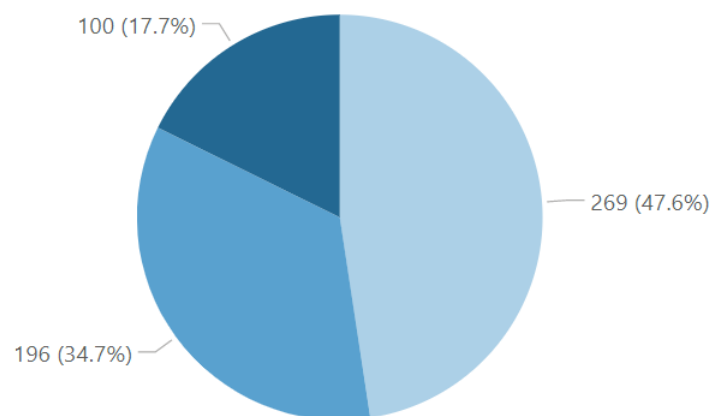
Increase in Council Tax

Invest in land and buildings

Transfer land and buildings to local communities

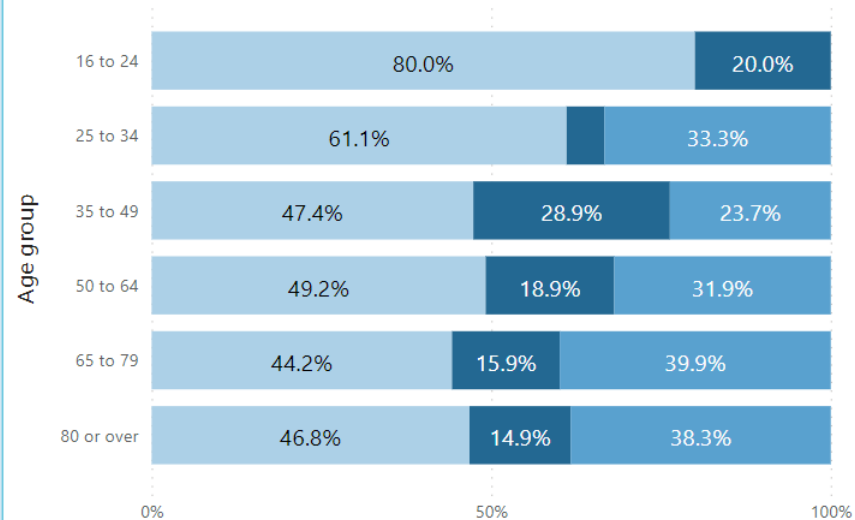
We have pledged to become Carbon Neutral by 2030. Do you support additional spending to achieve this pledge?

● Yes ● No ● Not sure



We have pledged to become Carbon Neutral by 2030. Do you support additional spending to achieve this pledge?

● Yes ● Not sure ● No



## RESIDENTS SURVEY RESULTS 2022

## How residents think East Suffolk should operate

Financial year

All

01/01/2022

28/12/2022

Carbon neutral by 2030

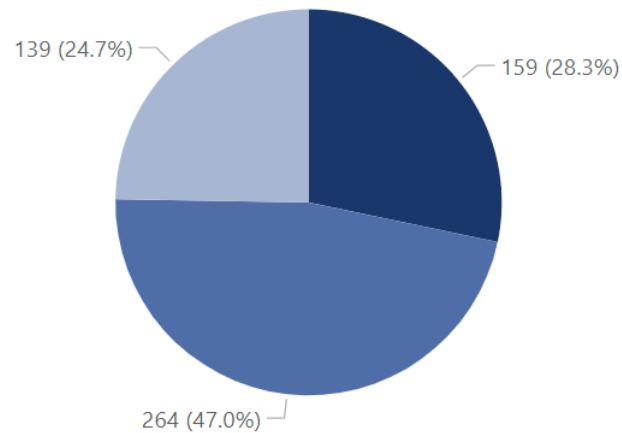
Increase in Council Tax

Invest in land and buildings

Transfer land and buildings to local communities

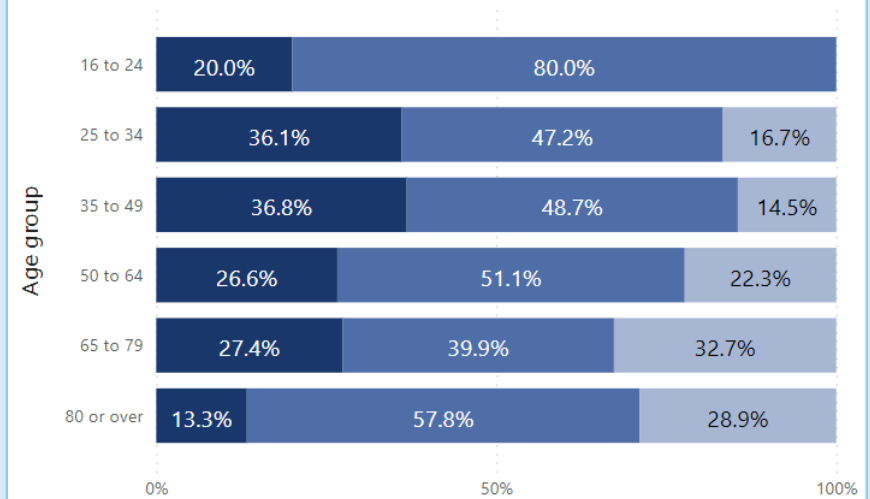
We are allowed to increase our portion of Council Tax by just under 3% without requiring a referendum. To help fund crucial services, what level of increase would you consider to be fair?

● Less than 3% ● 3% ● More than 3%



We are allowed to increase our portion of Council Tax by just under 3% without requiring a referendum. To help fund crucial services, what level of increase would you consider to be fair?

● Less than 3% ● 3% ● More than 3%



## RESIDENTS SURVEY RESULTS 2022

## How residents think East Suffolk should operate

Financial year

All

01/01/2022

28/12/2022

Carbon neutral by 2030

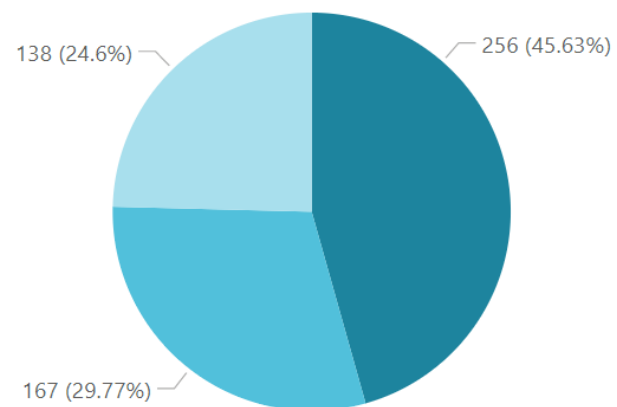
Increase in Council Tax

Invest in land and buildings

Transfer land and buildings to local communities

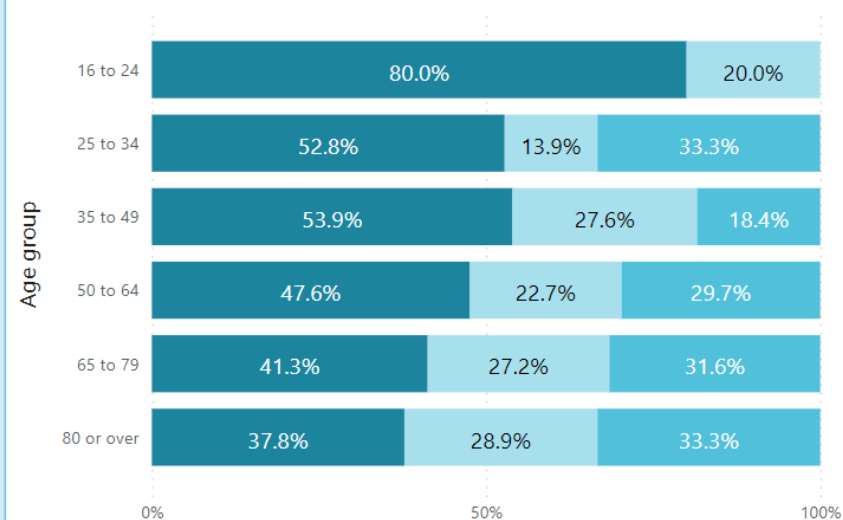
Do you agree with the principle of us investing in land and buildings in the district to generate income for the council?

● Yes ● No ● Not sure



Do you agree with the principle of us investing in land and buildings in the district to generate income for the council?

● Yes ● Not sure ● No





## RESIDENTS SURVEY RESULTS 2022

## How residents think East Suffolk should operate

Financial year

All

01/01/2022

28/12/2022

Carbon neutral by 2030

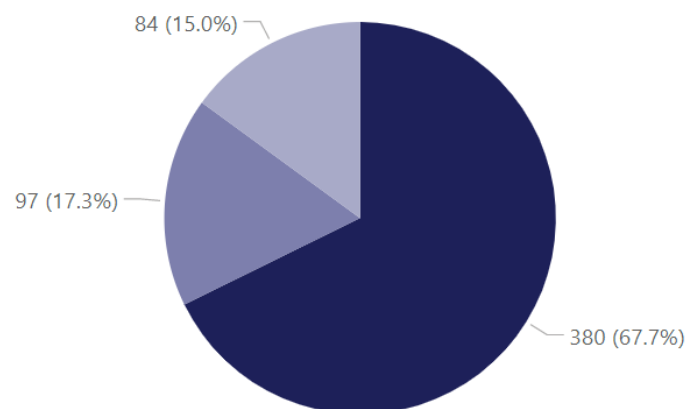
Increase in Council Tax

Invest in land and buildings

Transfer land and buildings to local communities

Do you agree with the principle of us transferring viable land and buildings to local communities for them to run, use and maintain for their own local benefit?

● Yes ● Not sure ● No



Do you agree with the principle of us transferring viable land and buildings to local communities for them to run, use and maintain for their own local benefit?

● Yes ● Not sure ● No

